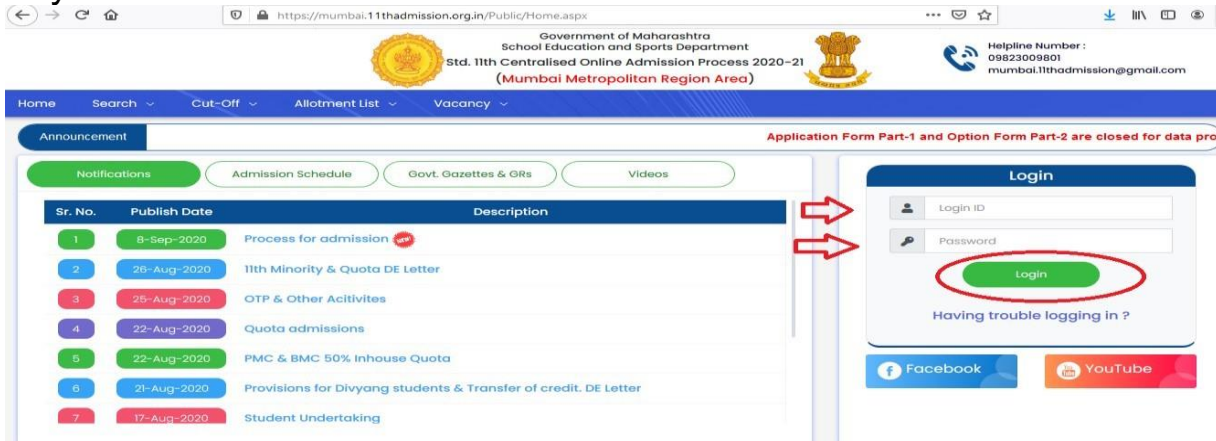
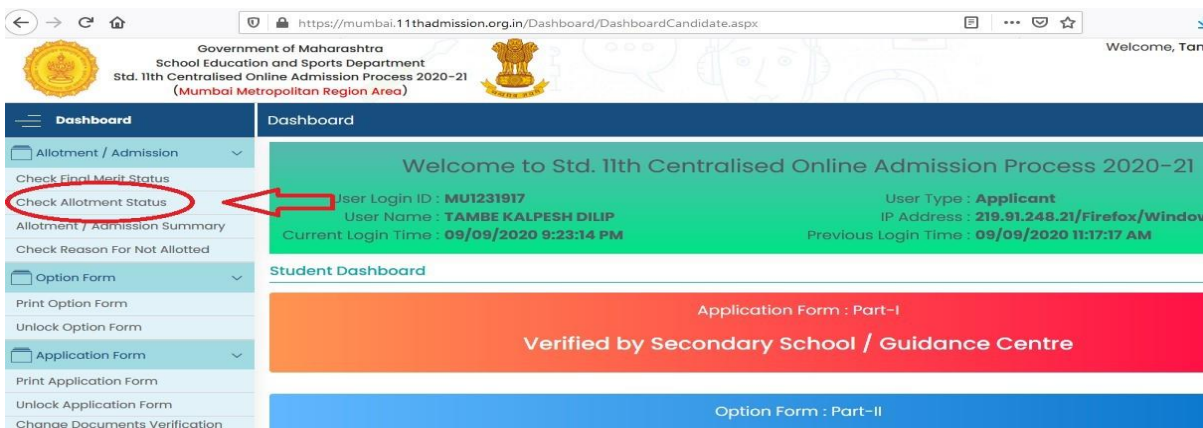


DECCAN EDUCATION SOCIETY'S
KIRTI M. DOONGURSEE COLLEGE, DADAR, MUMBAI –400 028
Guidelines for First Year Junior College (XIth Std Admission Process)

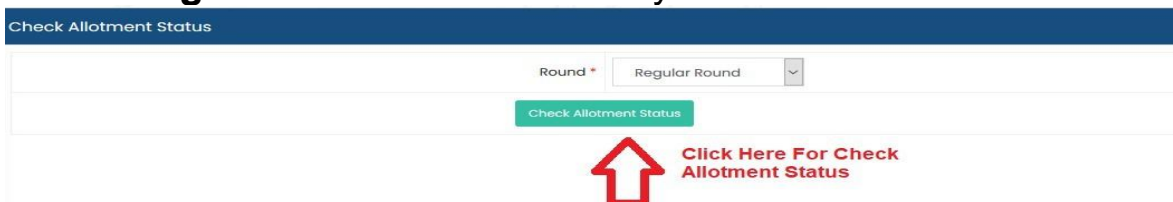
1. To give your consent for the admission in Kirti College, Visit to Government admission site on, <https://mumbai.11thadmission.org.in/Public/Home.aspx> Login to your account.



2. Click to “Check Allotment Status”



3. Select ‘Regular Round 2’ and check your allotment status



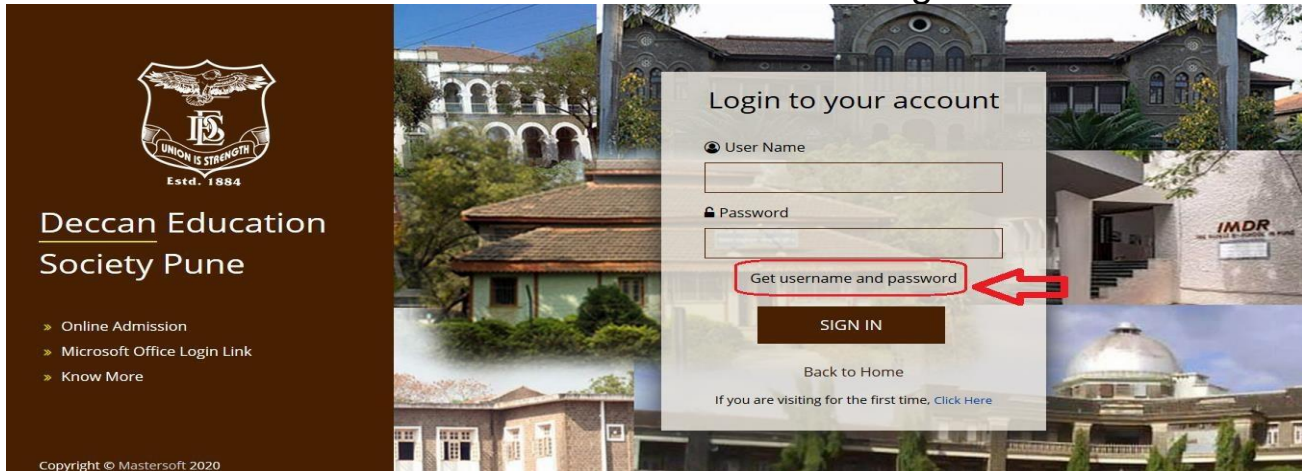
4. Your application form will open -> at the bottom of your form click **“PROCEED FOR ADMISSION”** Tab.

DECCAN EDUCATION SOCIETY'S
KIRTI M. DOONGURSEE COLLEGE, DADAR, MUMBAI –400 028
Guidelines for First Year Junior College (XIth Std Admission Process)

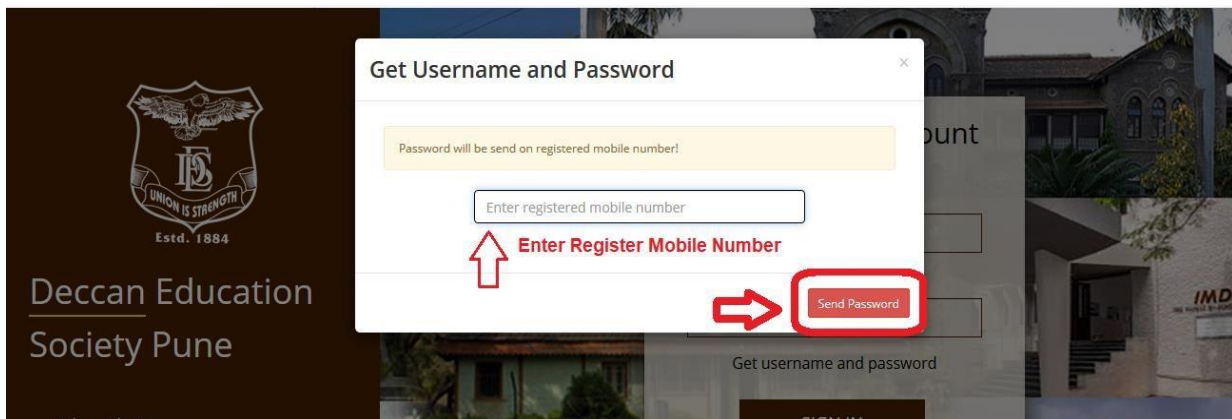
Procedure To Register and to Fill-up admission form of Kirti College

1. Please visit : <https://lifestudent.deccansociety.org/>

Click on Get Username and Password of Kirti College Admission Form



2. Enter your registered mobile number (On which you have received message from Kirti College & Government) & click on **“Send Password”**



DECCAN EDUCATION SOCIETY'S

KIRTI M. DOONGURSEE COLLEGE, DADAR, MUMBAI –400 028 Guidelines for First Year Junior College (Xlth Std Admission Process)

3. Enter received User ID and Password.

Deccan Education Society Pune

UNION IS STRENGTH
Estd. 1884

Deccan Education Society Pune

- » Online Admission
- » Microsoft Office Login Link
- » Know More

Copyright © Mastersoft 2020

login to your account

User Name

Password

Get username and password

SIGN IN

Back to Home

If you are visiting for the first time, [Click Here](#)

4. Reset Your Password.

Reset Password

Old Password

New Password

Confirm Password

Verify

Verify

I Agree

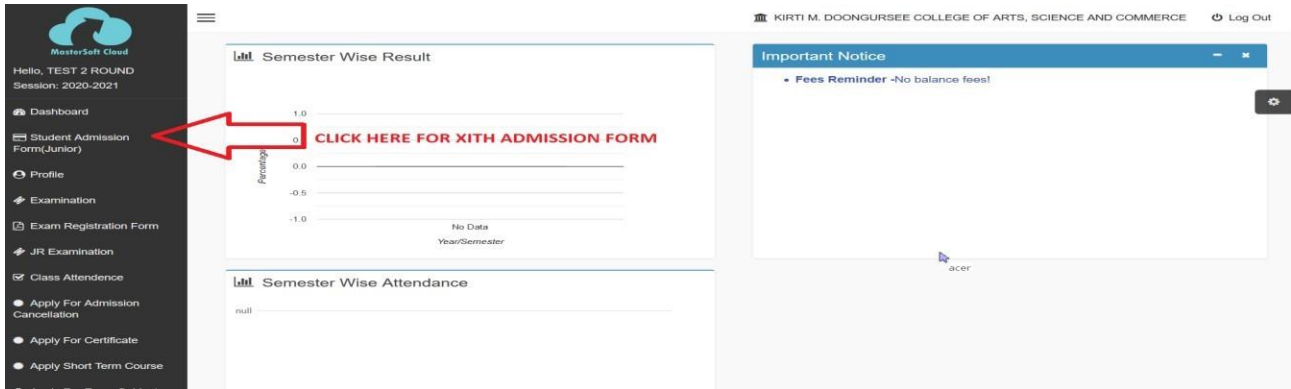
By clicking **Reset Password**, you agree to the Terms and Conditions set out by this site, including our Cookie Use.

Reset Password

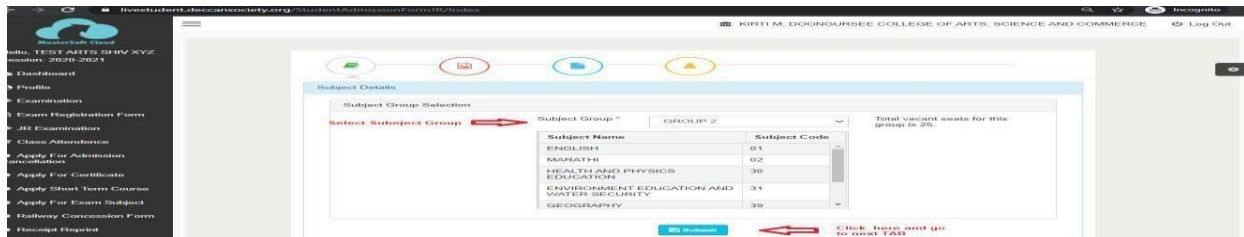
Verify Mobile No with OTP

DECCAN EDUCATION SOCIETY'S
KIRTI M. DOONGURSEE COLLEGE, DADAR, MUMBAI –400 028
Guidelines for First Year Junior College (XIth Std Admission Process)

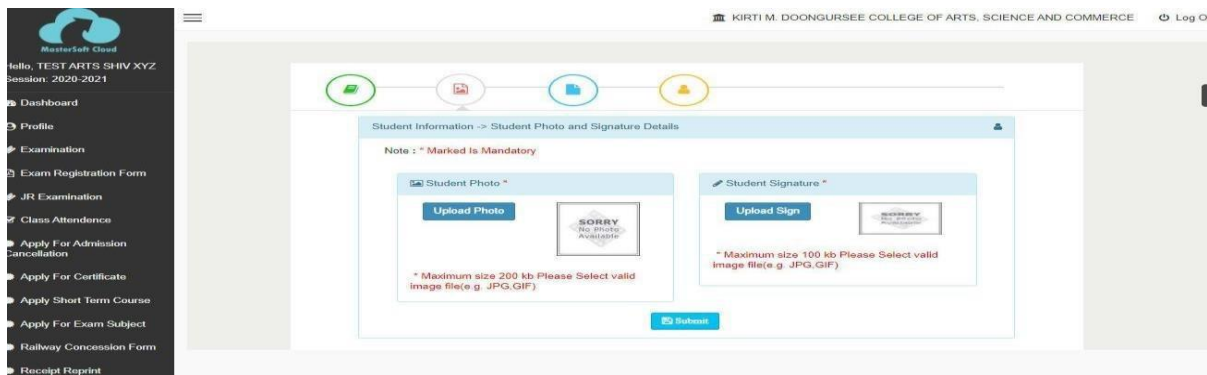
5. Click On Student Admission Form(Junior)



6. Click On Subject Details. (Please go through the subject groups carefully)



7. Upload Photo and Signature.

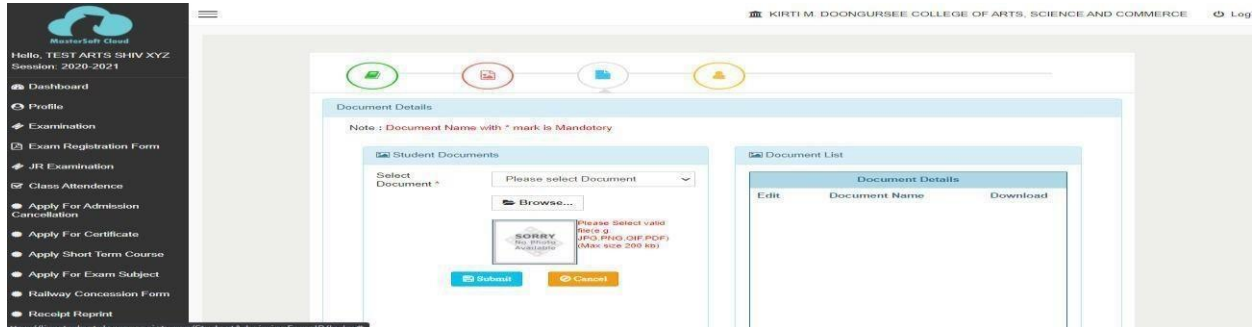


DECCAN EDUCATION SOCIETY'S
KIRTI M. DOONGURSEE COLLEGE, DADAR, MUMBAI –400 028
Guidelines for First Year Junior College (Xlth Std Admission Process)

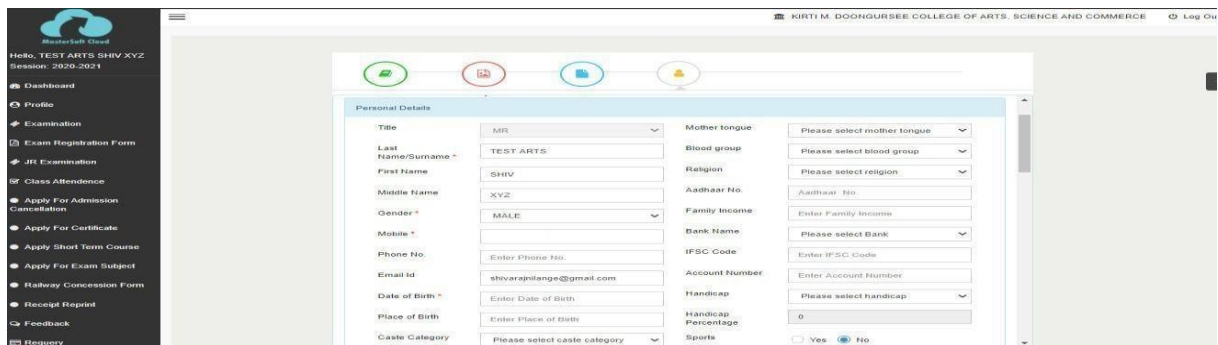
8. Click on Document Upload

(* Marked Documents are Compulsory).

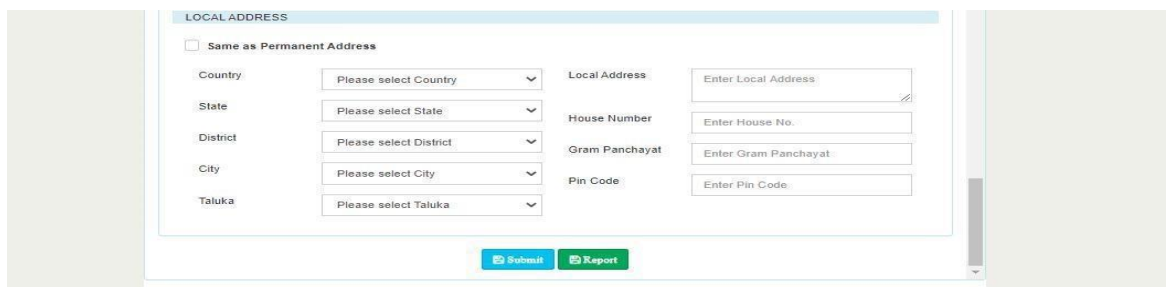
(**Caste Certificate is mandatory for Students applying in Reserved Category.)



9. Click On Personal (Fill all Mandatory * Fields Compulsory).



10. After Filling all Details Verify and Save the Form and Submit



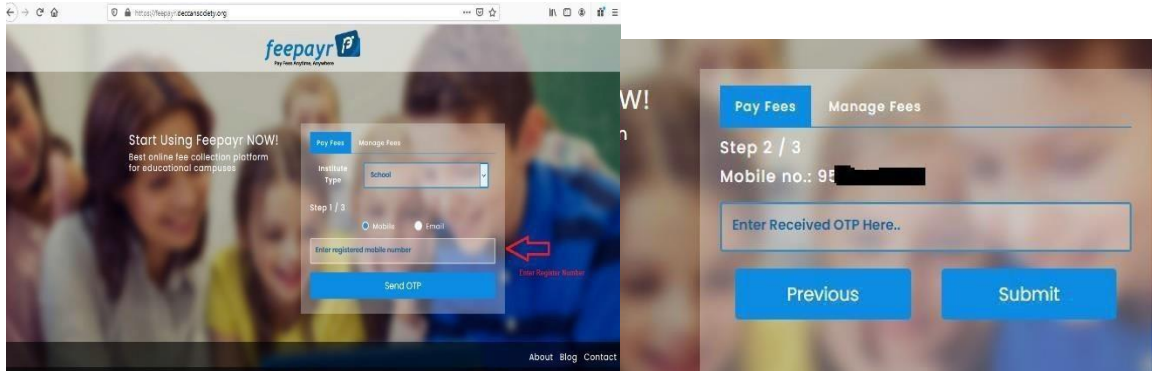
DECCAN EDUCATION SOCIETY'S
KIRTI M. DOONGURSEE COLLEGE, DADAR, MUMBAI –400 028
Guidelines for First Year Junior College (XIth Std Admission Process)

11. After verification and confirmation of your registration details, you will receive an SMS for payment of fees.

12. Please Click on the below mentioned link for Fees Payment

<https://feepayr.deccansociety.org/>

Enter your registered mobile number on which you will receive an OTP



Pay Fee using Pay Now



13. To view / print the receipt: Click go to home page → payment history → detail receipt → print. Also, the receipt will be sent to your registered email id.

14. Admission will be confirmed only when you make all the demanded fee payment.

15. In Future you will receive SMS From Kirti college under the name of

- DESPNE

For any doubt or query please contact:

(FROM 10 am to 5 pm Only)

1. Shri. Shashikant Dumbre Sir: 9892512514

2. Shri. Amol Jadhav Sir: 9322509100

3. Shri. Vijayendra Singham Sir: 9892949643

Or drop a mail to: kirticollege.11admission@gmail.com

Supervisor: Shri. Waghmare sir - 91374 54973

Vice Principal: Mrs. Pandit Madam - 9822212522